

HOW TO USE FOR IPHONE



Spare Change

by
CENTRAL
BANK

**AUTOMATICALLY ROUND UP EACH
CENTRAL BANK DEBIT CARD PURCHASE AND SAVE.**



- ▶ **BUILD YOUR SAVINGS.**
Use your Central Bank debit card for purchases and effortlessly build savings.
- ▶ **SAVE AUTOMATICALLY.**
Our *Spare Change* automated savings tool will round up each debit card purchase to the nearest dollar.
- ▶ **SAVE QUICKLY.**
The spare change automatically gets assigned to the Central Bank savings account of your choice.

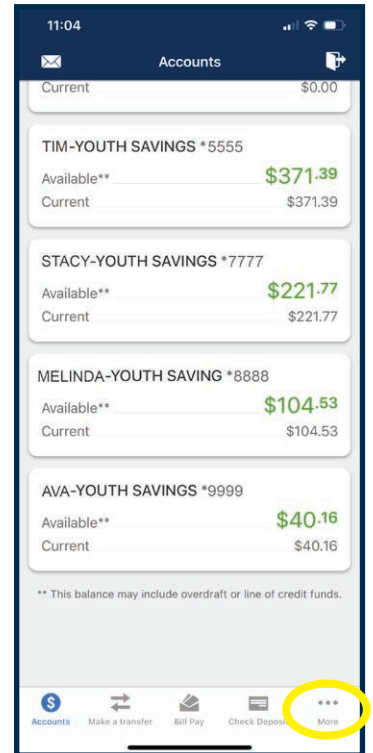




Accounts Screen

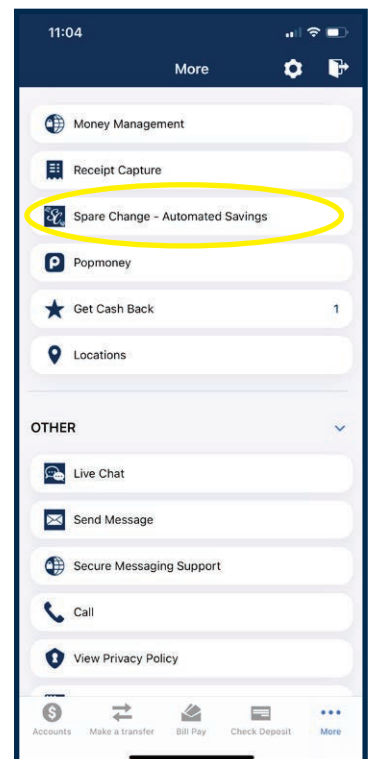
Log into Central Bank Mobile Banking.

- Go to "More"



Spare Change - Automated Savings

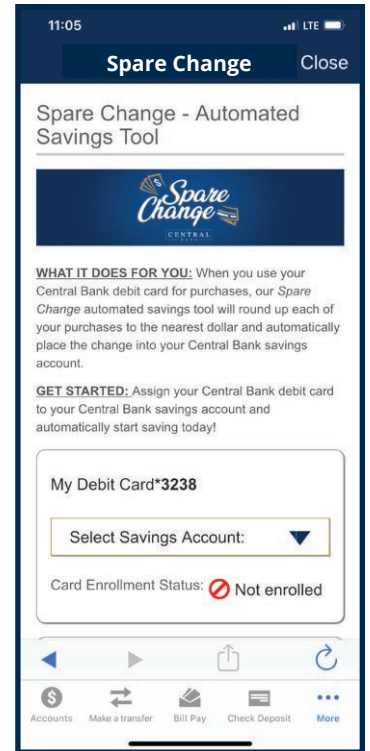
- Go to "Spare Change - Automated Savings"





Spare Change Home Screen

This is where your active Central Bank debit cards will be displayed.

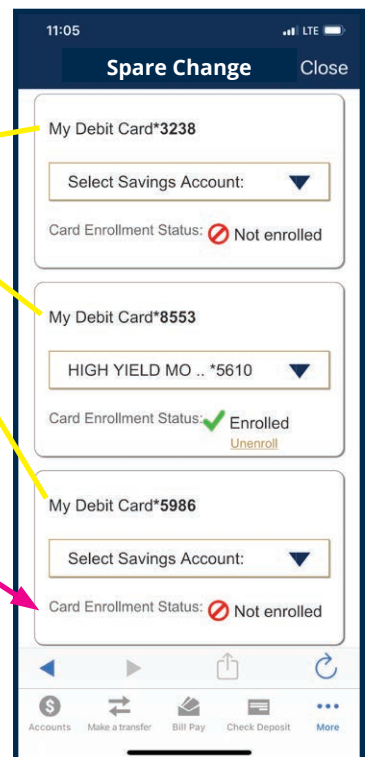


Debit Card List

This is where your active Central Bank debit cards will be displayed.

Enroll a Debit Card to Activate

- Tap the “Enroll” link to activate a debit card into the Spare Change automated savings system.



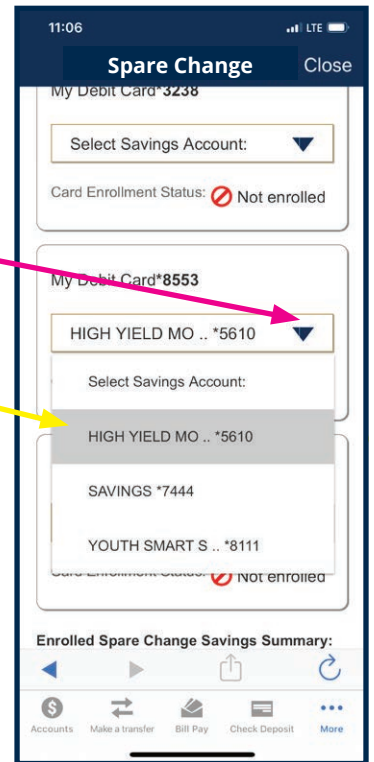


Assign a Savings Account to Debit Card

After you select and enroll your debit card, you will need to select your savings account from the drop down menu.

- Tap the drop down arrow to reveal your available Central Bank savings accounts.
- Select the savings account that you want to connect to the *Spare Change* automated savings tool.
- Congratulations! Your selected savings account is now connected to the enrolled debit card.

All purchases on this Central Bank debit card will automatically round up to the nearest dollar. The extra change will automatically be placed in your selected savings account.

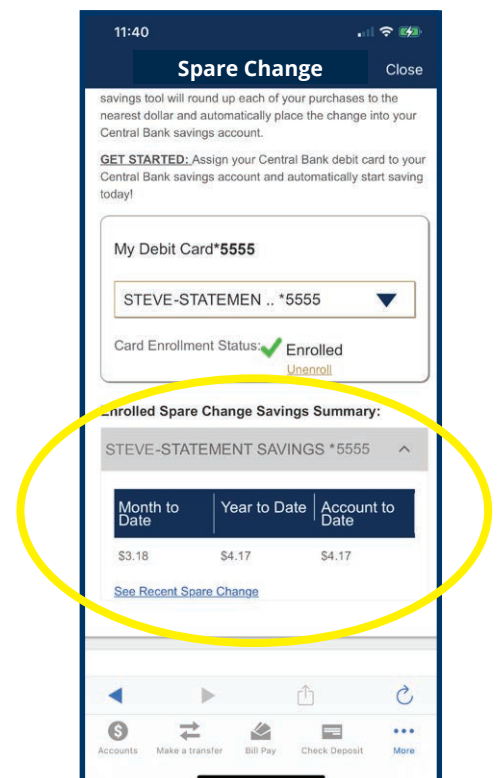
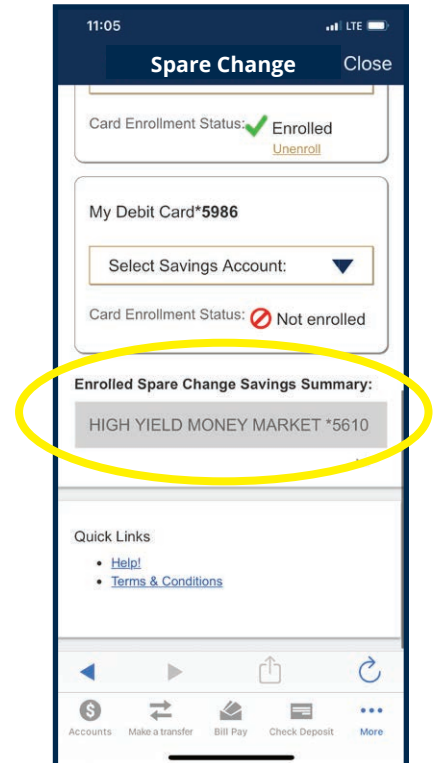




Spare Change Savings Summary

Now the fun part! View the automated savings totals that have built up by using your Central Bank debit card for purchases.

- Tap the enrolled account in the *Spare Change Savings Summary*.
- View the savings totals in the drop down menu.





Spare Change Savings Summary

Now the fun part! View the automated savings totals that have built up by using your Central Bank debit card for purchases.

- Tap the enrolled account in the *Spare Change Savings Summary*.
- View the savings totals in the drop down menu.
- Tap “See Recent Spare Change” to view the recent account history pop-up window.

